

Submission of application and documents for registration upon place of stay

The management of the place of stay (hotel, sanatorium, rest home, guest house, camping, tourist base, hospital or other similar places) or the owner of the apartment or other residential area where the foreigner or stateless person stay (hereinafter referred to as the receiving party) can apply for registration of foreigners and stateless persons upon place of stay through this service.

For that purpose, enter official website of State Migration Service of Republic of Azerbaijan www.migration.gov.az and select “**Registration upon place of stay**” service from the list of e-services (Image 1).

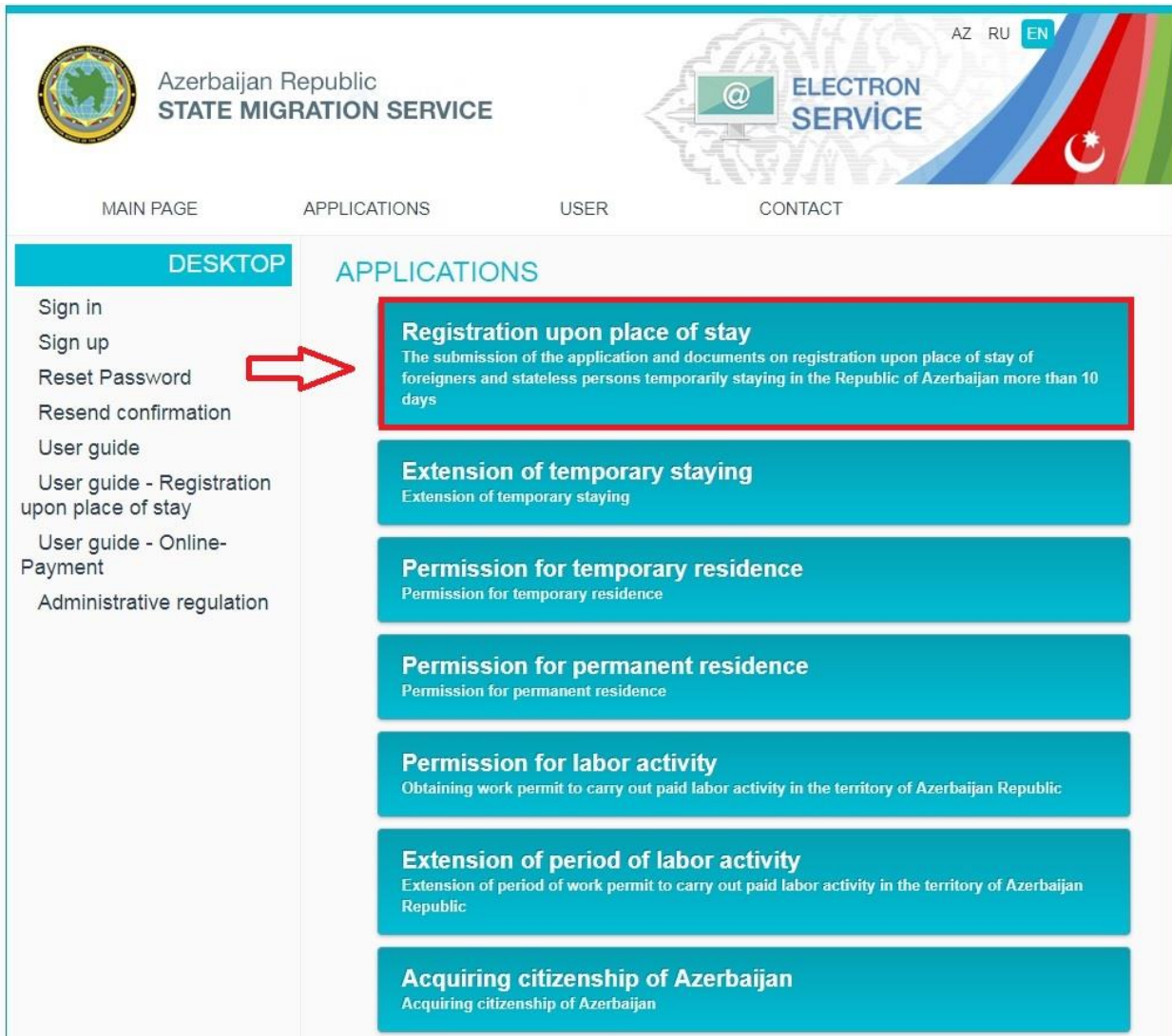


Image 1

Select one of “Physical person” or “Legal person” boxes relevantly on the opened page (Image 2).

Azerbaijan Republic
State Migration Service

Login az | en | ru

E-mail

Password

Remember me [Forgot password](#)


Sign in

Registration as physical person

Registration as legal person

Image 2

Later on, fill in the relevant boxes. After filling in the boxes click the “Apply” button (Image 3).

 Azerbaijan Republic
State Migration Service

e-Registration

Registration of Physical Person

Document of physical person

Document type* **Document number***

Document issuing date* **Document expire date**

Document issuing organization

Scanned document form

Physical person information

Surname* **Given name*** **Patronymic**

Sex* Male Female Other

Nationality* **Birth date***

Birth country* **Birth place**

Home phone **Mobile*** **Email***

Address info

City/District* **City/district**

Village **Street**

Building **Entry**

Block **Floor** **Apartment**

Enter the word on picture




Image 3

After clicking on “Apply” button you will receive an e-mail indicating that you are signed up on your e-mail address. By clicking on the link within the mail you complete the registration (Image 4).

Subject: Activation | Registration of Physical Person

Confirm your e-mail account to complete your registration: <https://e-reg.migration.gov.az/DMXERegistrationApp/EmailValidation?token=S7Qgb7RYdtiw55LiGqLh5w&language=en>

Image 4

Later on you will receive an e-mail on your e-mail address on setting a password (Image 5).

Subject: Supply password | Registration of Physical Person

Specify the password to log into the system: <https://e-reg.migration.gov.az/DMXERegistrationApp/PasswordSpecify?token=APzB0KQ1lpTicNBuIWN-Xzae4sqJovO1YHv3u2W5eKI&language=en>

Image 5

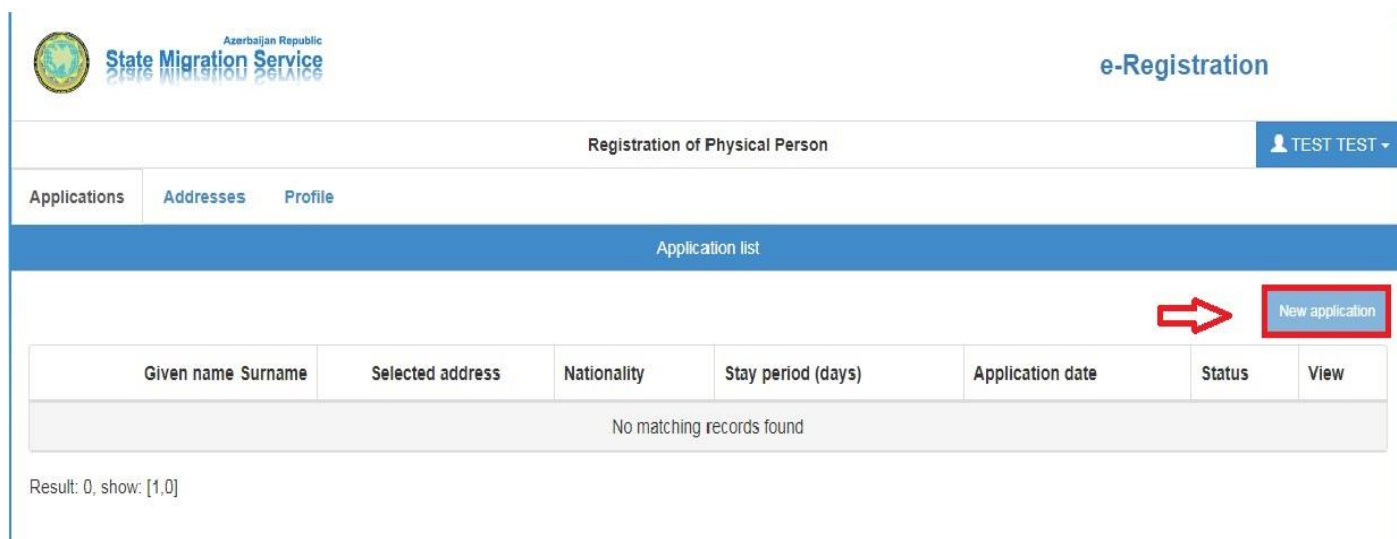
By clicking on the link within the received e-mail you set your password on the opened page as below (Image 6).



The screenshot shows a web form for the State Migration Service of the Azerbaijan Republic. At the top left is the national emblem of Azerbaijan. To its right, the text reads "Azerbaijan Republic" and "State Migration Service" in both English and Azerbaijani. Below this, the heading "Specify the password to log into the system" is displayed. The form contains two input fields: "Password" and "Retype password". At the bottom of the form is a prominent blue button labeled "Apply".

Image 6

Afterwards you enter your personal account by entering your e-mail address and password. Click on “New application” after address confirmation on the opened page (Image 7).




The screenshot displays the 'e-Registration' interface for the 'Azerbaijan Republic State Migration Service'. The page title is 'Registration of Physical Person'. A user profile is shown as 'TEST TEST'. The main navigation includes 'Applications', 'Addresses', and 'Profile'. The 'Application list' section is currently empty, displaying 'No matching records found'. A 'New application' button is highlighted with a red box, and a red arrow points to it from the right. Below the table, the text 'Result: 0, show: [1,0]' is visible.

Given name Surname	Selected address	Nationality	Stay period (days)	Application date	Status	View
No matching records found						

Result: 0, show: [1,0]

Image 7

Later on enter the information on registration into the relevant boxes and click on “Apply” button. (Image 8).

 Azerbaijan Republic
State Migration Service

e-Registration

Registration of Legal Person

NIYAZ TRAVEL

Applications Addresses Profile

Selected address: BAKI ŞƏHƏRİ, BİNƏQQƏDİ RAYONU, SÜLEYMAN SANI AXUNDOV KÜÇƏSİ, 2 NÖMRƏLİ BİNA

Document of foreigner

Passport

Document number*	Document issuing country*
<input type="text"/>	--Not selected--
Document issuing date*	Document expire date*
<input type="text"/>	<input type="text"/>
Document issuing organization	
<input type="text"/>	
Scanned document form*	
<input type="button" value="+ Select picture for the document"/>	

Visa is included

Registered person info

Surname*	Given name*	Nationality*
<input type="text"/>	<input type="text"/>	--Not selected--
Birth country*	Birth date*	Sex*
--Not selected--	<input type="text"/>	<input checked="" type="radio"/> Male <input type="radio"/> Female <input type="radio"/> Other

Application info

Living country	Country came from*	The reason for coming to the country
--Not selected--	--Not selected--	--Not selected--
Date of arrival to the country*	Stay period (days)*	
<input type="text"/>	<input type="text"/>	
Comment		
<input type="text"/>		

Minors – until 16

Surname*	Given name*	Birth date*	Relation type
<input type="text"/>	<input type="text"/>	<input type="text"/>	--Not selected--
Sex* <input checked="" type="radio"/> Male <input type="radio"/> Female <input type="radio"/> Other			

Apply

Image 8

The application is registered on the day it is submitted and the information about its acceptance or rejection is noted on the status column on your personal account.

Rejection from rendering electronic service does not restrict you to reapply to e-services section of the Service for registration upon place of stay in the Republic of Azerbaijan.